


Available for Rent or Purchase

BTSU Bench Top Swaging Unit



BTSU Features:

- Designed to pre-swage the nut and ferrules of either the Tylok CBC-Lok or CS-Lok style fitting onto tubing in tube sizes ranging from 1/4" to 1" for all typical wall thicknesses.
- Reduces installation torque from 30-50%, depending on the tube size, tube wall thickness, and tube hardness.
- Reduces the number of turns required to make up the fitting.

BTSU Attributes:

- The BTSU is a small compact unit that can be used on the ground, on a workbench, or held in a vice via the vice tang located on the bottom of the unit.
- The BTSU can be hydraulically powered manually for field use, or powered with an electric pump.
- The BTSU uses Threadless Quick Change Dies resulting in fast, accurate swages every time.

The Bench Top Swaging Unit comes in a water tight case that includes:

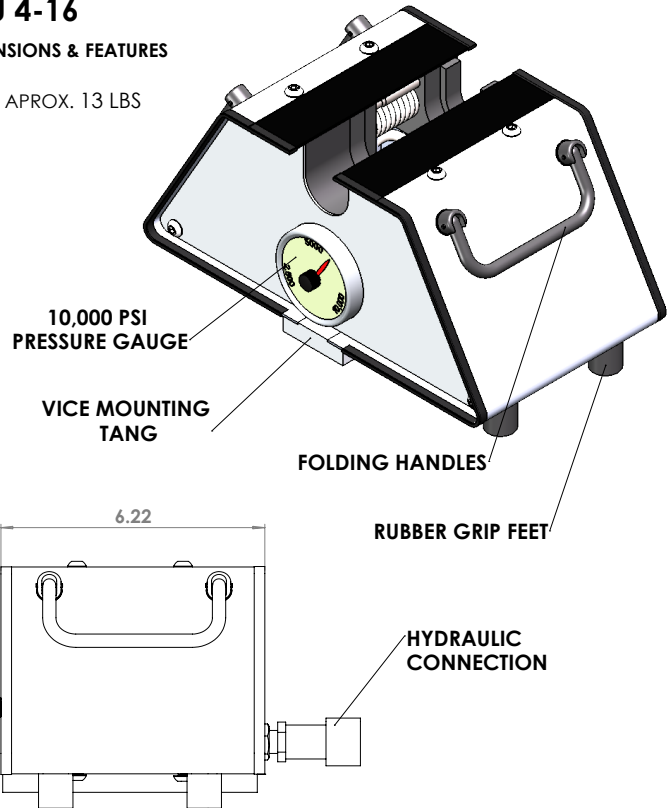
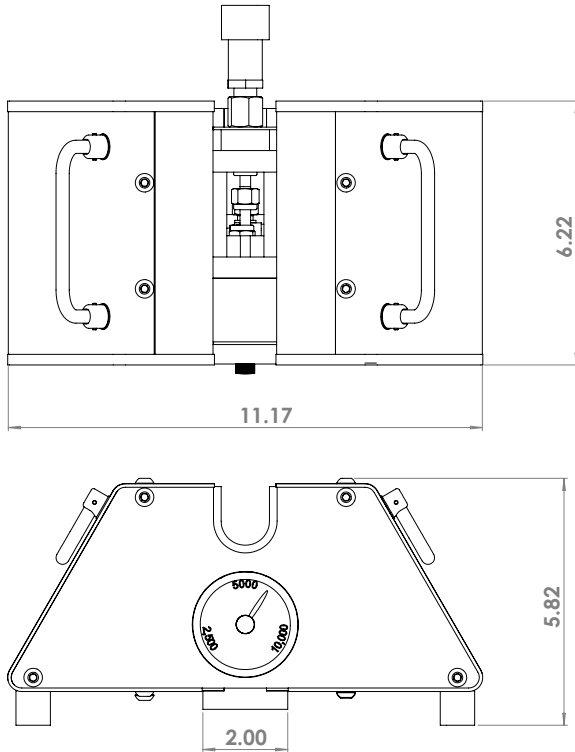
- Hand Pump
- Bench Top Swaging Unit
- Die set in sizes 1/4" thru 1"

BTSU Bench Top Swaging Unit

BTSU 4-16

BASIC DIMENSIONS & FEATURES

WEIGHT: APROX. 13 LBS



Tube Size	CBC Size	Swage Pressure Reference (psi)
1/4"	4	2600
3/8"	6	2700
7/16"	7	2900
1/2"	8	3000
5/8"	10	3800
3/4"	12	4600
7/8"	14	5200
1"	16	6000

Note: This chart is for reference to models 617.

The Swage Pressure Reference is used as a guide for preswaging, since the pressure will vary for each Tube Wall Thickness, Tube Hardness and Tube Diameter.

HHSU Hand Held Swaging Unit



HHSU Features:

- Designed to pre-swage the nut and ferrules of either the Tylok CBC-Lok or CS-Lok style fitting onto tubing in tube sizes ranging from 1/4" to 1" for all typical wall thicknesses.
- Reduces installation torque from 30-50%, depending on the tube size, tube wall thickness, and tube hardness.
- Contains a pressure regulator, enabling consistent Pre-swaging across the range of tube sizes and wall thicknesses, under 5 seconds every time

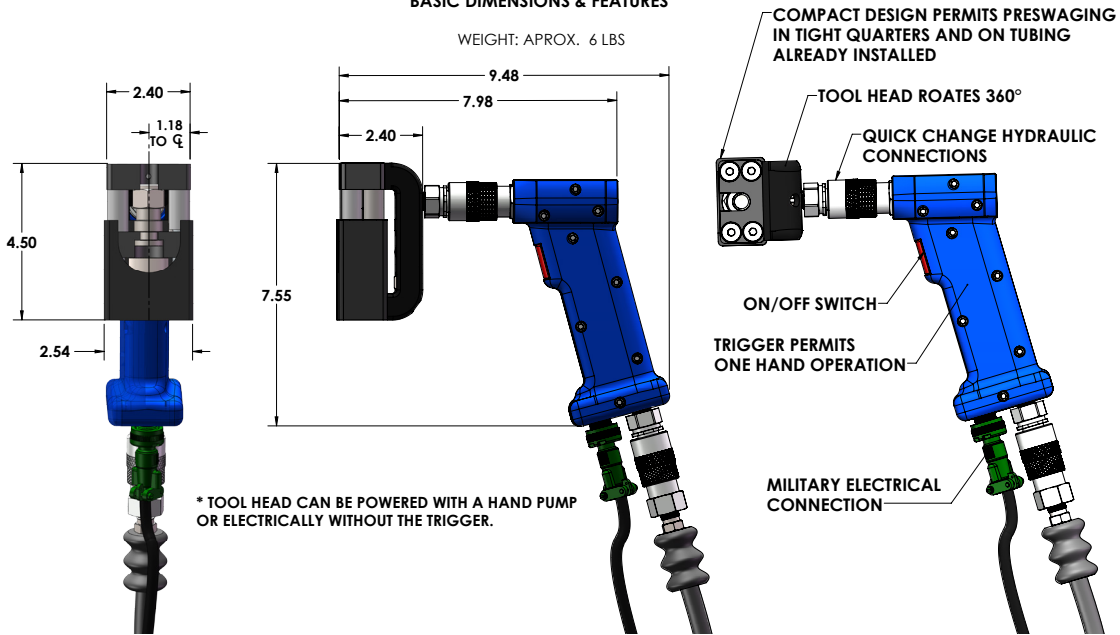
HHSU Attributes:

- The HHSU 4-16 & HHSU 4-10 are powered with an electric hydraulic pump using 110V AC.
- The HHSU 4-16 is a small compact unit that is designed to pre-swage ferrules onto tubing in tight spaces, such as inside an enclosure, underneath cabinets, or tubing runs that are closely spaced.
- The Tool Head can pivot 360° on the trigger, enabling swages in any position.
- Threadless Quick Change Dies resulting in fast accurate swages every time.

HHSU Hand Held Swaging Unit

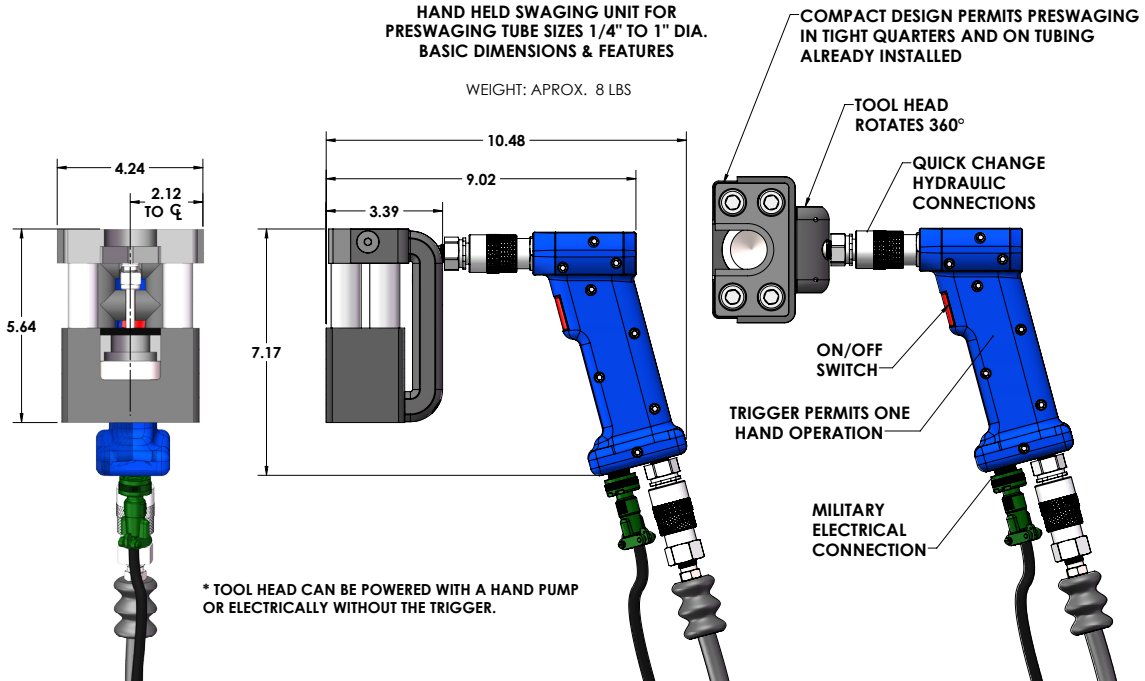
HHSU 4-10 HAND HELD SWAGING UNIT FOR PRESWAGING TUBE SIZES 1/4" TO 5/8" DIA. BASIC DIMENSIONS & FEATURES

WEIGHT: APROX. 6 LBS



HHSU 4-16 HAND HELD SWAGING UNIT FOR PRESWAGING TUBE SIZES 1/4" TO 1" DIA. BASIC DIMENSIONS & FEATURES

WEIGHT: APROX. 8 LBS



DSU Digital Swaging Unit



DSU Features:

- Designed to pre-swage the nut and ferrules of either the Tylok CBC-Lok or CS-Lok style fitting onto tubing in tube sizes ranging from 1/4" to 1" for all typical wall thicknesses.
- The DSU 4-16 is a digitally controlled hydraulic press that uses 110V AC current, and produces enough force to swage all of the tubes sizes with one touch of a button.
- The DSU 4-16 is a bench top unit that is designed to give precise control over the pre-swaging process, with positioning accuracy of +/- .002".
- A Foot Switch is also included for hands free operation, permitting swages on long or awkward bends.

DSU Attributes:

- Changing tube sizes require Swage Die and Push Plate changes, which are made in seconds without any tools required.
- Pre-swaging ferrules onto the tube reduces installation torque from 30-50%, depending on the tube size, tube wall thickness and tube hardness.
- Pre-swaging reduces the number of turns required to make up the fitting. Typically about a half turn past finger tight is required to make up the fitting after pre-swaging, making installation in tight spaces easier.
- The DSU uses Threadless Quick Change Dies resulting in fast accurate swages every time.

